

January 2021 Market Statistics



Single Family Home Lyon County

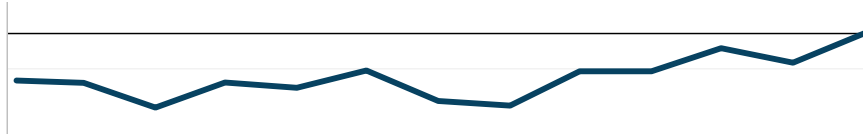
January 2020

December 2020

January 2021



↑ 10.6%



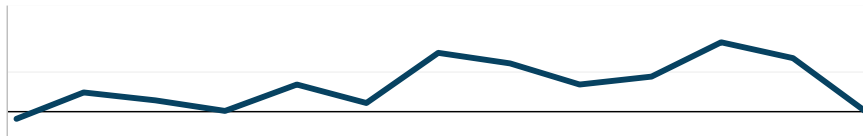
↑ 6.3%

\$376,423

Median Sold Price



↑ 9.4%




↓ -36.4%

35

Units Sold



↓ -70.8%




↓ -33.3%

14

Median Days on Market



↓ -74.0%



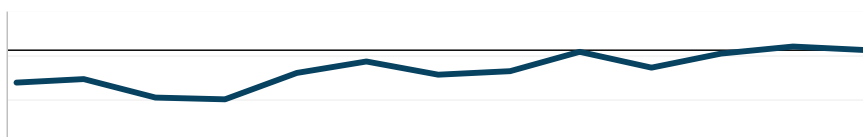
↓ -48.0%

26

Active Inventory



↑ 10.0%



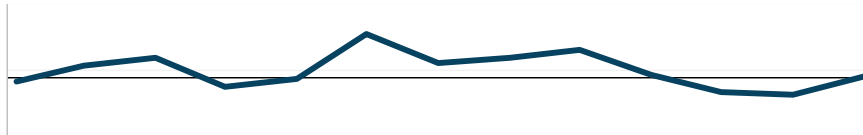
↓ -1.0%

\$203

Sold \$/SqFt



↑ 9.8%

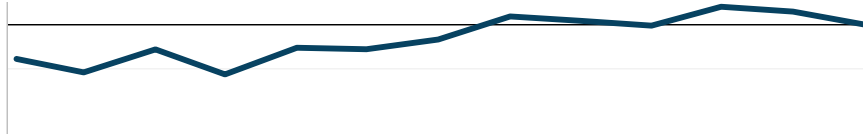


↑ 45.2%

15
New Listings



↑ 1.3%



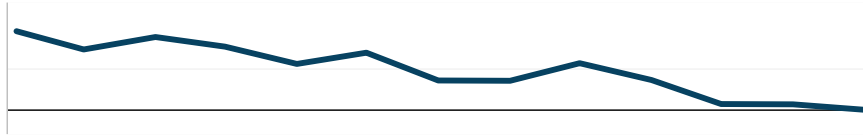
↓ -0.5%

99.1%

Percent of Ask Received



↓ -76.2%



↓ -18.3%

0.7

Absorption Rate (MSI)